

smp4bike

designed on your body



Grazie per aver scelto Selle SMP, da 60 anni realizziamo selle con cura e passione. La sella che avete in mano è stata ideata, progettata e realizzata interamente ed esclusivamente in Italia. Concedeteci di esserne orgogliosi. Confidiamo che ne sarete pienamente soddisfatti, ma qualsiasi sia il vostro giudizio vi saremo grati se vorrete farcelo conoscere; è semplice, basta collegarsi a:

www.sellesmp.com/it/contact.htm

Thanks for choosing Selle SMP, we've been making saddles with care and passion for 60 years. The saddle you have in your hands has been designed and realized wholly and exclusively in Italy. Let us be proud of it. We trust you will be totally satisfied, but, whatever your opinion, we would be grateful if you let us know; it's quite simple, just go to

www.sellesmp.com/en/contact.htm

Danke, dass Sie sich für Selle SMP entschieden haben, das seit 60 Jahren mit großer Sorgfalt und Begeisterung Sattel herstellt. Der Sattel, den Sie in Händen halten, wurde zur Gänze und ausschließlich in Italien konzipiert, geplant und hergestellt. Erlauben Sie uns, stolz darauf zu sein. Wir sind zuversichtlich, dass Sie damit vollständig zufrieden sein werden. Aber wie auch immer Ihr Urteil aussehen mag wir würden uns für ein Feedback freuen. Über diesen Link können Sie uns kontaktieren:

www.sellesmp.com/de/contact.htm

Merci d'avoir choisi Selle SMP, nous réalisons depuis 60 ans des selles avec soin et passion. La selle que vous avez entre les mains a été conçue et réalisée entièrement et exclusivement en Italie. Ce qui, vous nous l'accorderez, nous fait notre fierté. Nous sommes certains que vous en serez pleinement satisfait, mais quel que soit votre jugement nous vous serions reconnaissants de bien vouloir nous le faire savoir ; c'est très simple, il suffit de vous connecter à l'adresse suivante:

www.sellesmp.com/fr/contact.htm

Gracias por haber elegido Selle SMP, desde hace 60 años realizamos sillines con esmero y pasión. El sillín que tiene en sus manos ha sido ideado, diseñado y realizado completa y exclusivamente en Italia. Permítanos sentirnos orgullosos. Estamos seguros que estará completamente satisfecho con nuestro producto, pero agradecemos toda opinión que nos quiera hacer llegar; es simple, sólo deben ingresar a:

www.sellesmp.com/en/contact.htm

Dank u voor de keuze van Zadels SMP, sinds 60 jaar maken we zadels met zorg en passie. Het zadel dat u in handen heeft werd volledig en uitsluitend in Italië bedacht, ontworpen en gerealiseerd. En daar zijn we trots op. We zijn ervan overtuigd dat u ten volle tevreden zult zijn, maar gelieve ons toch uw mening te laten weten; het is eenvoudig, het is voldoende te gaan naar:

www.sellesmp.com/nl/contact.htm

Благодарим вас за то, что выбрали Selle SMP, вот уже 60 лет тщательно и с большим увлечением мы изготавливаем седла. Седло, которое вы держите в руках, было задумано, спроектировано и изготовлено полностью исключительно в Италии. Позвольте нам гордиться этим. Надеемся, что вы будете им очень довольны, и независимо от вашего суждения будем рады, если вы нас о нем поставите известность; это сделать легко, достаточно открыть сайт:

www.sellesmp.com/en/contact.htm

この度は、SMP(ストライク)をお買い上げ頂き、誠にありがとうございます。selleSMP(ストライク)は、50年以上にわたって続く情熱を傾けて作られた製品です。お話しになった後、皆様のご意見をお送りください。送り方は簡単、www.sellesmp.com/en/contact.htm にアクセスするだけです。

Italiano

English

Deutsch

Français

Español

Nederlands

Русский

日本語

SMP > designed on your body

The central channel of the saddle, 3 to 5 cm wide, prevents the anus, the prostate, the pudenda veins the deep dorsal vein and artery of the penis, scrotum and testicles, and the labia majora and minora, and clitoris, not to be squashed at all, **allowing a continuous and completely natural blood.**


In the SMP saddle **the cyclist's sitting position is spread out** between the buttocks and the lower part of the bone of the pelvis (the ischiatic tuberosities).

The front part, characterised by the original eagle's beak shape avoids the genitals from being squashed and offers a **good supporting base in the characteristic thrust pedalling.**

Surveys conducted by various universities in the United States, in Norway and in Austria have shown that the squashing of pelvic organs and pudenda arteries may have serious consequences on the genital apparatus of athletes and amateurs. **The Patent SMP arises from the study of the different positions assumed by the racer** in the various phases of the course and by the consequent interaction between the saddle, pelvic organs and genitals – male and female – with an aim to preventing their getting squashed and rubbed, and at the same time increase the blood flow to the leg muscles.

In the lower part of the saddle there is a concavity that prevents the coccyx from touching the saddle, thus **avoiding the counterblow caused by uneven ground.**

The line of union between the front and rear part follows the shape of the thigh muscles in order to always have the maximum circulation of blood for **greater pedalling power and the reduction of bothersome tingling.**



SMP > Fitting Instructions



An SMP saddle is designed to divide the body weight between the glutei and the lower part of the pelvis.

The balance of the weight and the comfort depend on how the ischial tuberosities rest on the saddle while pedalling.

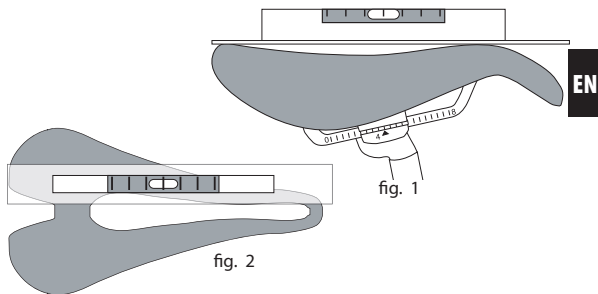
The position is connected to various factors:

- the saddle height in relation to the pedals;
- the saddle distance from the handlebar;
- the saddle slant in relation to the ground.

These parameters are adjusted by the cyclist according to his/her personal characteristics; to get more from your SMP4BIKE, it is vital that the following procedure is followed:

Stage 1 - Preliminary positioning

1. Fix the saddle so that the central position of the clamp matches number 4 on the scale printed on the saddle frame.
2. With the help of a spirit level, adjust the tilt, using the clamp, so that the saddle is horizontal (see fig. 1 and fig. 2)



Stage 2 - Fine adjustment

Once the saddle has been positioned as per the above instructions, carry out the classical fine adjustment with an Allen wrench on the clamp according to how you "feel" the saddle, finding the perfect balance and the right 'tuning' between the saddle and the ischial tuberosities.

The saddle nose can be gradually lowered by even 10 - 15 - 20 mm, and the distance between the saddle tip and the handlebar can be reduced by even 5 - 10 - 15 mm.

For further information refer to: www.sellesmp.com

SMP > seatpost recommendations

The seatpost has a decisive effect on the strength of the saddle frame; consequently SMP Saddles recommend seatposts with the following features:

1. it must allow positioning the saddle correctly (fig 1)
2. there must be no sharp or cutting edges which could damage the strength of the saddle frame (fig. 2)
3. the clamps must be the same shape as the outside surface of the saddle frame, so that there is good coupling with a large contact surface (fig. 3)
4. the contact surface between the seatpost and the saddle frame must be at least 8 cm²
5. the clamps must hold the saddle frame for at least 32 mm (fig. 3)
6. the coupling surfaces with the saddle frame must be symmetrical. (fig. 4)
7. the clamps must not deform or damage the saddle frame.



fig. 1

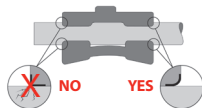


fig. 2

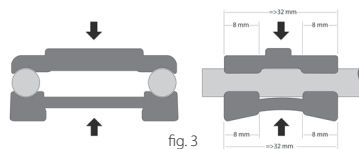


fig. 3




fig. 4

Additional requirements for seatposts for saddles with composite material frames (Carbon Rail and Full Carbon)

Side fixing seatposts that are currently on sale are not designed for use with oval shaped frames and therefore they should not be used (fig 5)

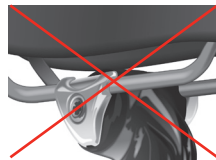


fig. 5

For further information, consult the seatpost handbook.

SMP > checks and maintenance



Any small imperfections in the covering of your SMP saddle are the best guarantee that this is real leather and that every product is finished with the utmost care and attention to detail.

Any superficial alterations or colour loss, even when used little, and in particular on light coloured coverings (white, yellow, etc.) are to be considered a natural process due to use and exposure to the weather. Particular kinds of sweat and anti-irritant creams might ruin the covering.

Maintenance of the covering

- Clean using a moist chamois cloth or the products recommended by Selle SMP.
- Do not use any detergents.
- Do not use pressure jets.
- To improve its resistance to rubbing, extend its life and protect the covering of your saddle, making cleaning easier, we recommend you use Saddle Leather Wipes - SMP4BIKE regularly.

Disregarding these instructions might result in damage to the saddle covering.

Safety checks

- Check at regular intervals that the saddle pillar is not loose and tighten accordingly.
- Check at regular intervals that there is no movement between the "fork" (metal frame) and the "core" (plastic frame). If there is any movement, do not use the saddle and contact your retailer.

- If the saddle makes any noise, try and get rid of it by cleaning it thoroughly and lubricate the connections with the saddle pillar.
- Check at regular intervals that the saddle is not broken; in this case the saddle must not be used.
- Check that the carbon parts are not broken, in this case the saddle must not be used (slight marks due to wear or blisters on the outside varnish do not affect the product safety and functionality).

Check that the carbon parts are not broken, if so the saddle must not be used (slight wear and tear or blisters in the external clear varnish do not affect the functionality and safety of the product).

Limitations on Use

SELLE SMP saddles are the technically and clinically more advanced saddles available on the market. However no type of saddle must be abused or used incorrectly since this may damage it, even after a short period of use.

The life of this type of product depends mainly on the conditions of use. Kilometres covered, road surfaces encountered, weather conditions, physical and biodynamic condition of the user, are the main factors determining its duration.

Whatever the wear, we recommend the product be replaced after 15,000 / 20,000 kilometres' use. Independently of how often the saddle is used, it should be replaced when there are signs of fractures.

SMP > warnings and warranty

Attention

- Take extreme care when fitting this Selle SMP product on your bike and follow the enclosed instructions carefully;
- Incorrect installation can be dangerous to your health;
- Use this Selle SMP product if you are in good physical and mental conditions;
- Never use this Selle SMP product negligently;
- While using this Selle SMP product, pay attention to your and other people's safety.

General Warnings

The user of this Selle SMP product acknowledges and accepts all the risks involved in riding a means of transport including, among others, the risk of breaking the saddle that might cause accidents and consequent serious injury and also death.

By using this product, the user acknowledges freely and accepts all the risks, both known and unknown, of injury and death for you and any third party, caused by the use of the saddle, including those deriving from both active and passive negligence by Selle SMP or from hidden, concealed or obvious defects in the product.

The risks in the use of this product can be noticeably reduced by complying with the reference guide – User Manual – of this product. Moreover the user releases Selle SMP and its distributors and dealers from any liability for any damages, within the limits allowed by the regulations in force.

Safety

As bike lovers we are convinced that this is one of the best sports in the world. However, this sport exposes whoever practises it to some risks and also death.

Risks connected to Selle SMP products:

- Injury to perineal structures;
- Injury caused by the impact or compression with the saddle parts/elements;
- Breakage of body and/or frame, with the consequent formation of edges and points, caused by collisions and/or falls;

- Uncoupling of the saddle from the frame securing system (i.e. pillar);
- Like all other carbon components used on bikes, carbon saddles involve more risks when used mountain-biking.

This list of risks cannot be exhaustive. Common sense is the basis for the use of this product. Dangers can be limited if the product is fitted, used and maintained in compliance with the instructions given in this manual.

Warranty

This product is guaranteed for 24 months from date of purchase as per the receipt issued by the retailer.

Exclusions

The following are not covered by the guarantee:

- Any parts subject to wear and tear.
- Any damages caused by carelessness, incorrect use or installation.
- Any damages caused by incorrect use or by the non compliance with the use, installation and maintenance instructions.
- Any small external faults that do not affect the product functionality.
- Any damages caused by anything not directly attributable to the product.

Repair under Warranty

Repair or replacement under warranty means the components are repaired or replaced because of a manufacturing fault. The total or partial replacement of the saddle with a similar saddle or one having similar characteristics is only at Selle SMP's discretion, and it expressly excludes any extension of the warranty period.

Notes

Note 1 : The parts subject to wear can be replaced at the user's expense

Note 2: Any superficial alterations (abrasions, loss of colour, etc.) can happen also when the saddle is used little, in particular on light-coloured (white, yellow, etc.) coverings. They are to be considered as a natural process caused by use and exposure to the weather and are not covered by warranty

Note 3: All Selle SMP products are tested and guaranteed within the limits and conditions provided for by the regulations in force: UNI EN 14764, UNI EN 14765, UNI EN 14766, UNI EN 14781.

The warranty is void when the instructions contained in this document are not complied with.

In this warranty no authorization is given for modifications of any kind.

The original text of this booklet was written in Italian and in case of doubts in the interpretation, reference must be made to it.

The original text of this manual is in Italian that must be referred to if in doubt.

S E L L E
SMP
S I N C E 1 9 4 7

Selle SMP
Via Einstein, 5
35020 Casalserugo (Padova)
Tel. +39 049 643966
Fax +39 049 8740106
info@sellesmp.com
www.sellesmp.com