


your body!

The bicycle seat is divided between the rear and the lower part of the pelvic bone (the ischial tuberosities).



The front part, characterized by the original nose shaped like an eagle beak, avoids compressing the genitalia and constitutes a good resting base during the characteristic push action on the pedals.

smp4bike



Sponsor: Amore & Vita Conad - Gruppo Sportivo Forestale - Veloclub De Roubaix - Ora Hotels Carrera - Amici Pro Cycling Srl - Asd Club Zaina Bicyclette - Asd Della Bona Costruzioni - Asd Fiordifrutta GFM 2002 Selle SMP - Asd Garda Sport - Asd Gruppo Sportivo Dynamic - Asd Integra 04 - Asd La Torre Brondello - Asd Novese Fausto Coppi - Asd PB Cycling / Ivano Pizzi - Asd Pedale Verbanese Delta - Asd Race Cycling / Stevens - Asd Sc La Pujese - Asd Team 999 Caffè Mokambo - Asd Team Bosco di Orsago - Asd Vc Vaiano - Asd vecchia Fontana - Belinda Goss - Cameron Brown - Ciclistica Sestese - Cs Libertas Scorzè - Csi Ju Sport Asd - Dsl Sport snc - Eurobike - Gielie Trade - GP Triathlon - Gs Freetime - Gs Giorgione Oziere - Gs Guadense Rotogal - Gs Sorgente Pradipozzo - Italia Sport Team - Jam's Bike Team Buja - Lechappée Ass. Course - Nicola Cecon - PA Events - Progetto Ciclismo Evoteam - Regina Schleicher - Sc Etruria Team - Simone Temperato - Team Orobica - Team Pedale del Frignano - Team Scout - Uc Mogliano 85 - Unione Cicl. Giorgione Aliseo - Valter Bogar Es Tarsa (Bringland) - Vc Marostica

ED. AGO 2011 We are not responsible in any way whatsoever for any possible inaccuracies contained in this brochure and we reserve the right to make modifications we deem necessary or useful to products, without compromising their characteristics.

SELLE SMP

CLOTHING

Central opening: smp4bike news

Your physiological needs can finally be conveniently satisfied without all the stress due to undressing. The central channel of the Smp4bike bike range has enabled putting an innovative pair of shorts with a zipper in the lower part.

The zipper does not rub against the seat and does not press on intimate body parts: you do not even realize it is there until you need it ...






Fabric: Performer

It is a stretch, breathable, resistant fabric that is easy to maintain and very comfortable.

These characteristics give cyclists the right protection, comfort and wellness.

Bottom: SmpTech

The fruit of combining various materials, SmpTech is the new seamless bottom. This lets the cyclist diversify and better distribute his or her weight on the seat. The central part of the bottom is divided into two parts, with higher density padding. The latter, joined and then perforated, increases breathability and the passage of heat toward the outside. Comfortable even after many washings, its performance remains unaltered.



LeatherProtector

The Leather Protector cleaning wipe is the natural ally of leather seats. Leather Protector improves resistance to friction and protects leather by forming an invisible breathable barrier that makes it resistant to water, oil or alcohol stains.

The surface becomes easier to clean, therefore increasing seat duration.

It is easy to use: after cleaning the seat, just rub it with Leather Protector.

Then the leather can be polished with a dry cloth.

It is suitable for all leathers, except nubuck and suedes.

Leather Protector is part of the smp4bike range.



Via Einstein,5
35020 Casalsierugo (PD) - Italy
Tel. +39 049 643966 - Fax +39 049 8740106
info@sellesmp.com

ISO 9001:2008 certified

www.sellesmp.com

smp4bike

GB

SELLE SMP




More than a saddle!


smp4bike

SELLE SMP

2012 edition



SINCE 1947



SINCE 1947

designed on

The width of the central channel permits optimal aeration of the genitalia normally in contact with the seat.



There is a dip in the back part of the seat that prevents the coccyx from touching the seat, avoiding repercussions caused by rough terrain.

The pelvic viscera are housed in the central channel of the seat, with a width up to 5 cm, and do not undergo any compression, permitting complete and constant natural blood flow.



carbon rail

The new "carbon rail" frame, available for composit, forma, evolution, dynamic, stratos, glider, Lite209, avant, and pro models, as well as all the Lady versions, is made of unidirectional carbon fiber.

This permits not only considerable savings in weight compared to an Aisi 304 stainless steel frame, but it also offers greater performance joined with optimal comfort thanks to the enormous elasticity and flexibility of the composite material with a high vibration absorption level.

www.sellesmp.com

100% HANDMADE IN ITALY

SELLE SMP Carbon Fiber

full carbon

Top design seat and a 100% carbon structure. Winner of the Product Design Award 2006. The Full Carbon model is the top of the SMP4BIKE range and it is intended for cyclists looking for the lightest weight possible. The patented features by Selle SMP, such as the completely free central channel, the original eagle-beak nose and the raised rear give these models an interesting aerodynamic touch. Suited for thin people with narrow pelvises.



Recommended for sizes: XS - S - M

Technical data
 Weight: 105 g
 Dimensions: 263 x 129 mm
 Padding: absent
 Body: carbon fiber
 Frame: carbon fiber
 recommended for Road and Mountain Bikes

full carbon Lite

Top design seat and a 100% carbon structure. The Full Carbon Lite model has been designed for cyclists who want a lightweight and more comfortable seat compared to the more narrow versions of the Carbon line. The patented features by Selle SMP, such as the completely free central channel, the original eagle-beak nose and the raised rear give these models an interesting aerodynamic touch. Our motto "designed on your body" efficaciously expresses the characteristics of the seat. Indicated for people with a medium-wide pelvis.



Recommended for sizes: M - L - XL

Technical data
 Weight: 119 g
 Dimensions: 273 x 135 mm
 Padding: absent
 Body: carbon fiber
 Frame: carbon fiber
 recommended for Road and Mountain Bikes

carbon/ carbon color

Top design, carbon structure and stainless steel frame. The Carbon and Carbon Color models are indicated for cyclists looking for comfort and the lightweight of carbon at an interesting price. A wide assortment of colors can be combined with the aesthetic and stylistic canons of frames for the evolved bicycles. The patented features by Selle SMP, such as the completely free central channel, the original eagle-beak nose and the raised rear give these models an interesting aerodynamic touch. Suited for thin people with narrow pelvises.



Recommended for sizes: XS - S - M

Technical data
 Weight: 165 g
 Dimensions: 263 x 129 mm
 Padding: absent
 Body: carbon fiber
 Frame: AISI 304 stainless steel tube
 recommended for Road and Mountain Bikes

carbon Lite carbon Lite white

Seat with sophisticated design, carbon structure and stainless steel frame. The Carbon Lite model has been designed for cyclists looking for greater seat comfort compared to the narrower version of Carbon models. The patented features by Selle SMP, such as the completely free central channel, the original eagle-beak nose and the raised rear give these models an interesting aerodynamic touch. Our motto "designed on your body" efficaciously expresses the characteristics of the seat. Indicated for people with a medium-wide pelvis.



Recommended for sizes: M - L - XL

Technical data
 Weight: 175 g
 Dimensions: 273 x 135 mm
 Padding: absent
 Body: carbon fiber
 Frame: AISI 304 stainless steel tube
 recommended for Road and Mountain Bikes

composit

Composit has the same structure and design as the Carbon models. The body in elastomerized Nylon 12 filled with carbon fiber is covered in real leather in the black versions and Lorica microfiber in the colored versions. This model is not padded, therefore Composit is particularly suited for cyclists used to pedaling on rigid and narrow seats. The patented features by Selle SMP, such as the completely free central channel, the original eagle-beak nose and the raised rear give these models an interesting aerodynamic touch. Suited for thin people with narrow pelvises.



Recommended for sizes: XS - S - M

Technical data
 Weight: 200 g
 Weight Carbon Rail version - CRB: 150 g
 Dimensions: 263 x 129 mm
 Padding: absent
 Body: elastomerized Nylon 12 filled with carbon fiber
 Covering: Real leather for the black version and Lorica microfiber for the colored ones
 Frame: AISI 304 stainless steel tube
 Optional: Frame in carbon fiber (Carbon Rail - CRB) and Lady version
 recommended for Road and Mountain Bikes

forma

Forma has the same structure and design as the Carbon Lite model. The body in elastomerized Nylon 12 filled with carbon fiber is covered in real leather in the black versions and Lorica microfiber in the colored versions. This model is not padded, therefore Forma is particularly suited for cyclists used to pedaling on rigid seats with an average width. The Forma model has been designed for cyclists who are looking for greater seat comfort compared to that guaranteed by the narrower Composit version. The patented features by Selle SMP, such as the completely free central channel, the original eagle-beak nose and the raised rear make these models additionally streamlined. "Designed on your body", the advertising slogan for the seat, defines it best. Indicated for people with a medium-wide pelvis.



Recommended for sizes: M - L - XL

Technical data
 Weight: 230 g
 Weight Carbon Rail version - CRB: 170 g
 Dimensions: 273 x 137 mm
 Padding: absent
 Body: elastomerized Nylon 12 filled with carbon fiber
 Covering: Real leather for the black version and Lorica microfiber for the colored ones
 Frame: AISI 304 stainless steel tube
 Optional: Frame in carbon fiber (Carbon Rail - CRB) and Lady version
 recommended for Road and Mountain Bikes

Chrono

Chrono, the seat also ideal for junior racers. It is covered in real leather in the black versions and Lorica microfiber in the colored versions. This model does not have padding. The patented features by Selle SMP, such as the completely free central channel, the original eagle-beak nose and the raised rear give these models an interesting aerodynamic touch. Suited for thin people with narrow pelvises and junior.



Recommended for sizes: XS - S - M and JUNIOR 8 + 14 years of age

Technical data
 Weight: 199 g
 Dimensions: 250 x 124 mm
 Padding: absent
 Body: Polypropylene copolymer
 Covering: Real leather in the black version and Lorica microfiber in the colored versions
 Frame: AISI 304 stainless steel tube
 recommended for Road and Mountain Bikes

Covered

evolution

The EVOLUTION model is the ideal seat for both races and cycling in your free time. It uses the structure of the Composit model joined with minimal padding. It is covered in real leather in the black versions and Lorica microfiber in the colored versions. It has excellent "all-around" features and is particularly suited for the average pelvis. The EVOLUTION model has foamed elastomer padding where the ischial tuberosities and rear rest. The patented features by Selle SMP, such as the completely free central channel, the original eagle-beak nose and the raised rear give these models an interesting aerodynamic touch. In virtue of its very small padding it is particularly suited for thin people with narrow pelvises.



Recommended for sizes: XS - S - M - L

Technical data
 Weight: 250 g
 Weight Carbon Rail version - CRB: 200 g
 Dimensions: 266 x 131 mm
 Padding: foamed elastomer
 Body: Nylon 12 filled with carbon fiber
 Covering: Real leather in the black version and Lorica microfiber in the colored versions
 Frame: AISI 304 stainless steel tube
 Optional: Frame in carbon fiber (Carbon Rail - CRB) and Lady version
 recommended for Road and Mountain Bikes

glider

The GLIDER model is the ideal seat for both intensive training and free time cycling. It uses the structure of the Composit model joined with comfortable padding. It is covered in real leather in the black versions and Lorica microfiber in the colored versions. It has excellent "all-around" features and is particularly suited for the average pelvis. The GLIDER model has foamed elastomer padding where the ischial tuberosities and rear rest. The patented features by Selle SMP, such as the completely free central channel, the original eagle-beak nose and the raised rear give these models an interesting aerodynamic touch. In virtue of its comfortable padding, it is particularly suited for people with a medium-large sized pelvis and it is indicated for women cyclists.




Recommended for sizes: M - L - XL

Technical data
 Weight: 260 g
 Weight Carbon Rail version - CRB: 210 g
 Dimensions: 266 x 136 mm
 Padding: foamed elastomer
 Body: Nylon 12 filled with carbon fiber
 Covering: Real leather in the black version and Lorica microfiber in the colored versions
 Frame: AISI 304 stainless steel tube
 Optional: Frame in carbon fiber (Carbon Rail - CRB) and Lady version
 recommended for Road and Mountain Bikes

dynamic

The DYNAMIC model is the ideal seat for intensive training or free time cycling. It uses the structure of the Forma model joined with minimal padding. It is covered in real leather in the black versions and Lorica microfiber in the colored versions. It has excellent "all-around" features and is particularly suited for the medium-wide pelvis. The DYNAMIC model has foamed elastomer padding where the ischial tuberosities and rear rest. The patented features by Selle SMP, such as the completely free central channel, the original eagle-beak nose and the raised rear give these models an interesting aerodynamic touch. In virtue of its very small padding it is particularly suited for thin people with medium-wide pelvises.




Recommended for sizes: M - L - XL

Technical data
 Weight: 260 g
 Weight Carbon Rail version - CRB: 205 g
 Dimensions: 274 x 138 mm
 Padding: foamed elastomer
 Body: Nylon 12 filled with carbon fiber
 Covering: Real leather in the black version and Lorica microfiber in the colored versions
 Frame: AISI 304 stainless steel tube
 Optional: Frame in carbon fiber (Carbon Rail - CRB) and Lady version
 recommended for Road and Mountain Bikes

pro

Pro is the first seat in the SMP4BIKE range and uses a longer and wider body than the other models in the same range. The comfortable padding guarantees good comfort. It is covered in real leather in the black versions and Lorica microfiber in the colored versions. PRO is the most narrow version of this series of models. The patented features by Selle SMP, such as the completely free central channel, the original eagle-beak nose and the raised rear give these models an interesting aerodynamic touch. It is well-padded and suited for people with medium-wide and wide pelvises.




Recommended for sizes: L - XL - XXL

Technical data
 Weight: 315 g
 Weight Carbon Rail version - CRB: 265 g
 Dimensions: 278 x 148 mm
 Padding: foamed elastomer
 Body: Nylon 12 filled with carbon fiber
 Covering: Real leather in the black version and Lorica microfiber in the colored versions
 Frame: AISI 304 stainless steel tube
 Optional: Frame in carbon fiber (Carbon Rail - CRB) and Lady version
 recommended for Road and Mountain Bikes

stratos

The Stratos model is the ideal seat for both intensive training and free time cycling. It uses the structure of the Composit model joined with average padding. It is covered in real leather in the black versions and Lorica microfiber in the colored versions. It has excellent "all-around" features and is particularly suited for the average pelvis. The STRATOS model has foamed elastomer padding where the ischial tuberosities and rear rest. The patented features by Selle SMP, such as the completely free central channel, the original eagle-beak nose and the raised rear give these models an interesting aerodynamic touch. In virtue of the combination of light yet comfortable padding with a body of smaller width, Stratos is the ideal solution between the Evolution and Glider models. Suited for people with a narrow or medium-sized pelvis.




Recommended for sizes: M - L - XL

Technical data
 Weight: 250 g
 Weight Carbon Rail version - CRB: 200 g
 Dimensions: 266 x 131 mm
 Padding: foamed elastomer
 Body: Nylon 12 filled with carbon fiber
 Covering: Real leather in the black version and Lorica microfiber in the colored versions
 Frame: AISI 304 stainless steel tube
 Optional: Frame in carbon fiber (Carbon Rail - CRB) and Lady version
 recommended for Road and Mountain Bikes

covering colors

available in the models: composit, forma, Chrono, evolution, dynamic, stratos, glider, Lite 209, avant, pro, plus, Lite Junior



Lite 209

Lite 209 is the ideal seat for intensive training or free time cycling. It uses the structure of the Forma model joined with comfortable padding. It is covered in real leather in the black versions and Lorica microfiber in the colored versions. It has excellent "all-around" features and is particularly suited for the average-sized pelvis. The patented features by Selle SMP, such as the completely free central channel, the original eagle-beak nose and the raised rear give these models an interesting aerodynamic touch. The Lite 209 model is particularly suited for all those who want the maximum comfort of a seat with average width, and it is particularly ideal for people with a medium-wide pelvis.



Recommended for sizes: M - L - XL

Technical data
 Weight: 310 g
 Weight Carbon Rail version - CRB: 260 g
 Dimensions: 273 x 139 mm
 Padding: foamed elastomer
 Body: Nylon 12 filled with carbon fiber
 Covering: Real leather in the black version and Lorica microfiber in the colored versions
 Frame: AISI 304 stainless steel tube
 Optional: Frame in carbon fiber (Carbon Rail - CRB) and Lady version
 recommended for Road and Mountain Bikes

avant

Avant uses a wider body than the other SMP4BIKE models. The extremely comfortable padding guarantees maximum comfort. It is covered in real leather in the black versions and Lorica microfiber in the colored versions. AVANT is slightly shorter and is equipped with a rather wide body. It is an excellent seat for all those who want comfort. The patented features by Selle SMP, such as the completely free central channel, the original eagle-beak nose and the raised rear give these models an interesting aerodynamic touch. It is also recommended for trekking bicycles. Suited for people with medium-wide and wide pelvises, also indicated for women cyclists.



Recommended for sizes: L - XL - XXL

Technical data
 Weight: 335 g
 Weight Carbon Rail version - CRB: 285 g
 Dimensions: 269 x 154 mm
 Padding: foamed elastomer
 Body: Nylon 12 filled with carbon fiber
 Covering: Real leather in the black version and Lorica microfiber in the colored versions
 Frame: AISI 304 stainless steel tube
 Optional: Frame in carbon fiber (Carbon Rail - CRB) and Lady version
 recommended for Road, Mountain and Trekking Bikes

Lite Junior

Lite Junior is the ideal seat for both intensive training and free time cycling for juniors. The comfortable padding guarantees maximum comfort. It is covered in real leather in the black versions and Lorica microfiber in the colored versions. Designed to offer the benefits of the SMP4BIKE series to all the juniors approaching the world of cycling. The patented features by Selle SMP, such as the completely free central channel, the original eagle-beak nose and the raised rear give these models an interesting aerodynamic touch. It is the younger sister of the Lite 209 and is ideal for juniors between 8 - 14 years of age.



Recommended for sizes: Juniors 8 + 14 years of age / Mini-athletes

Technical data
 Weight: 225 g
 Dimensions: 234 x 128 mm
 Padding: foamed elastomer
 Body: Polypropylene copolymer
 Covering: Real leather in the black version and Lorica microfiber in the colored versions
 Frame: AISI 304 stainless steel tube
 recommended for Road and Mountain Bikes

plus

Plus uses the same body as the Pro model, the much thicker padding guarantees maximum comfort. It is covered in real leather in the black versions and Lorica microfiber in the colored versions. PLUS is generously padded, also recommended for trekking bicycles. The patented features by Selle SMP, such as the completely free central channel, the original eagle-beak nose and the raised rear give these models an interesting aerodynamic touch. It is also recommended for trekking bicycles. Suited for people with medium-wide and wide pelvises.



Recommended for sizes: L - XL - XXL

Technical data
 Weight: 360 g
 Dimensions: 279 x 159 mm
 Padding: foamed elastomer
 Body: Nylon 12 filled with carbon fiber
 Covering: Real leather in the black version and Lorica microfiber in the colored versions
 Frame: AISI 304 stainless steel tube
 Optional: Lady
 recommended for Road, Mountain and Trekking Bikes

stratos

The Stratos model is the ideal seat for both intensive training and free time cycling. It uses the structure of the Composit model joined with average padding. It is covered in real leather in the black versions and Lorica microfiber in the colored versions. It has excellent "all-around" features and is particularly suited for the average pelvis. The STRATOS model has foamed elastomer padding where the ischial tuberosities and rear rest. The patented features by Selle SMP, such as the completely free central channel, the original eagle-beak nose and the raised rear give these models an interesting aerodynamic touch. In virtue of the combination of light yet comfortable padding with a body of smaller width, Stratos is the ideal solution between the Evolution and Glider models. Suited for people with a narrow or medium-sized pelvis.



Recommended for sizes: M - L - XL

Technical data
 Weight: 250 g
 Weight Carbon Rail version - CRB: 200 g
 Dimensions: 266 x 131 mm
 Padding: foamed elastomer
 Body: Nylon 12 filled with carbon fiber
 Covering: Real leather in the black version and Lorica microfiber in the colored versions
 Frame: AISI 304 stainless steel tube
 Optional: Frame in carbon fiber (Carbon Rail - CRB) and Lady version
 recommended for Road and Mountain Bikes

covered without padding

composit

Composit has the same structure and design as the Carbon models. The body in elastomerized Nylon 12 filled with carbon fiber is covered in real leather in the black versions and Lorica microfiber in the colored versions. This model is not padded, therefore Composit is particularly suited for cyclists used to pedaling on rigid and narrow seats. The patented features by Selle SMP, such as the completely free central channel, the original eagle-beak nose and the raised rear give these models an interesting aerodynamic touch. Suited for thin people with narrow pelvises.



Recommended for sizes: XS - S - M

Technical data
 Weight: 200 g
 Weight Carbon Rail version - CRB: 150 g
 Dimensions: 263 x 129 mm
 Padding: absent
 Body: elastomerized Nylon 12 filled with carbon fiber
 Covering: Real leather for the black version and Lorica microfiber for the colored ones
 Frame: AISI 304 stainless steel tube
 Optional: Frame in carbon fiber (Carbon Rail - CRB) and Lady version
 recommended for Road and Mountain Bikes

forma

Forma has the same structure and design as the Carbon Lite model. The body in elastomerized Nylon 12 filled with carbon fiber is covered in real leather in the black versions and Lorica microfiber in the colored versions. This model is not padded, therefore Forma is particularly suited for cyclists used to pedaling on rigid seats with an average width. The Forma model has been designed for cyclists who are looking for greater seat comfort compared to that guaranteed by the narrower Composit version. The patented features by Selle SMP, such as the completely free central channel, the original eagle-beak nose and the raised rear make these models additionally streamlined. "Designed on your body", the advertising slogan for the seat, defines it best. Indicated for people with a medium-wide pelvis.



Recommended for sizes: M - L - XL

Technical data
 Weight: 230 g
 Weight Carbon Rail version - CRB: 170 g
 Dimensions: 273 x 137 mm
 Padding: absent
 Body: elastomerized Nylon 12 filled with carbon fiber
 Covering: Real leather for the black version and Lorica microfiber for the colored ones
 Frame: AISI 304 stainless steel tube
 Optional: Frame in carbon fiber (Carbon Rail - CRB) and Lady version
 recommended for Road and Mountain Bikes

Chrono

Chrono, the seat also ideal for junior racers. It is covered in real leather in the black versions and Lorica microfiber in the colored versions. This model does not have padding. The patented features by Selle SMP, such as the completely free central channel, the original eagle-beak nose and the raised rear give these models an interesting aerodynamic touch. Suited for thin people with narrow pelvises and junior.



Recommended for sizes: XS - S - M and JUNIOR 8 + 14 years of age

Technical data
 Weight: 199 g
 Dimensions: 250 x 124 mm
 Padding: absent
 Body: Polypropylene copolymer
 Covering: Real leather in the black version and Lorica microfiber in the colored versions
 Frame: AISI 304 stainless steel tube
 recommended for Road and Mountain Bikes

pro

Pro is the first seat in the SMP4BIKE range and uses a longer and wider body than the other models in the same range. The comfortable padding guarantees good comfort. It is covered in real leather in the black versions and Lorica microfiber in the colored versions. PRO is the most narrow version of this series of models. The patented features by Selle SMP, such as the completely free central channel, the original eagle-beak nose and the raised rear give these models an interesting aerodynamic touch. It is well-padded and suited for people with medium-wide and wide pelvises.



Recommended for sizes: L - XL - XXL

Technical data
 Weight: 315 g
 Weight Carbon Rail version - CRB: 265 g
 Dimensions: 278 x 148 mm
 Padding: foamed elastomer
 Body: Nylon 12 filled with carbon fiber
 Covering: Real leather in the black version and Lorica microfiber in the colored versions
 Frame: AISI 304 stainless steel tube
 Optional: Frame in carbon fiber (Carbon Rail - CRB) and Lady version
 recommended for Road and Mountain Bikes

stratos

The Stratos model is the ideal seat for both intensive training and free time cycling. It uses the structure of the Composit model joined with average padding. It is covered in real leather in the black versions and Lorica microfiber in the colored versions. It has excellent "all-around" features and is particularly suited for the average pelvis. The STRATOS model has foamed elastomer padding where the ischial tuberosities and rear rest. The patented features by Selle SMP, such as the completely free central channel, the original eagle-beak nose and the raised rear give these models an interesting aerodynamic touch. In virtue of the combination of light yet comfortable padding with a body of smaller width, Stratos is the ideal solution between the Evolution and Glider models. Suited for people with a narrow or medium-sized pelvis.



Recommended for sizes: M - L - XL

Technical data
 Weight: 250 g
 Weight Carbon Rail version - CRB: 200 g
 Dimensions: 266 x 131 mm
 Padding: foamed elastomer
 Body: Nylon 12 filled with carbon fiber
 Covering: Real leather in the black version and Lorica microfiber in the colored versions
 Frame: AISI 304 stainless steel tube
 Optional: Frame in carbon fiber (Carbon Rail - CRB) and Lady version
 recommended for Road and Mountain Bikes